OPzV Series

NG2-2000 2V2000Ah

Neuton Power OPzV series are valve regulated lead-acid cells which use a combination of tubular positive plate woven gauntlets, pasted negative plate design and gel electrolyte using advanced filling techniques in production which assure superior service life and excellent battery reliability. The battery has excellent cyclic performance and charge acceptance ability. It can be used in high-low temperature environment and poor grid condition.

Benefits

- Very long life according to EUROBAT Classification
- 1500+ cycles at 80% DOD
- High rate discharge performance
- High gas recombination efficiency
- Maximum charge efficiency
- GEL state electrolyte prevents leakage and layering
- Low resistance PVC or PF micro-porous separator ensures low self-discharge rate
- Optional racking offers easy installation (vertical or horizontal)

Applications

- Telecommunications
- Energy storage system
- Hybrid power system
- Power system
- UPS

Standards

- IEC 60896-21/22
- IEC 61427
- DIN 43539-T5
- DIN 40742
- EUROBAT guide

Drawing

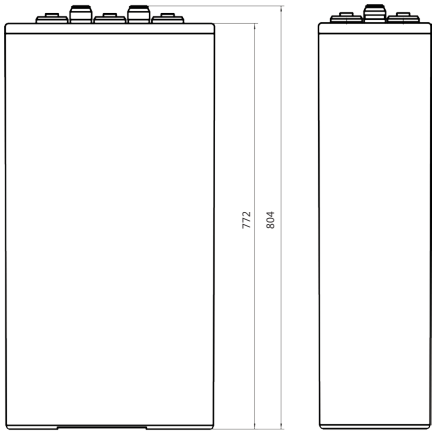

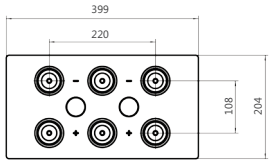

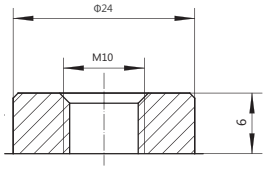

GFM-29

Specifications

Battery Model	NG2-2000			
Design Life (years, 25℃)	20			
Capacity (Ah, 25℃)	10HR (200A, 1.80V)	5HR (340A, 1.80V)	3HR (500A, 1.80V)	1HR (1000A, 1.80V)
	2000	1700	1500	1000
Dimensions (mm)	Length	Width	Height	Total Height
	399	212	772	804
Approx. Weight (kg)	153			
Reference Internal Resistance (mΩ)	0.26 (fully charged @ 25℃)			
Maximum Discharge Current (A/3 Sec.)	7659			
Self-Discharge (25℃)	⩽3% per month			
Charge Voltage (V/cell, 25℃)	Cycle use		Float use	
	2.35 (-3.5mV/℃/cell), max charge current: 400A		2.25 (-3.5mV/℃/cell)	
Short Circuit Current (A)	12657			

Discharge Data

Constant Current Discharge Data (25℃, A)													
End Voltage (V/cell)	h												
	1	2	3	5	6	8	10	20	24	48	100	120	240
1.65	1153	753.3	588.7	405.3	343.3	265.3	226.0	118.0	99.73	54.00	26.71	22.59	11.52
1.70	1100	713.3	557.3	383.3	324.0	254.7	218.0	115.3	97.07	53.27	26.44	22.38	11.45
1.75	1053	673.3	528.0	363.3	312.0	244.7	210.0	112.0	94.87	52.60	26.12	22.18	11.38
1.80	1000	636.0	500.0	340.0	290.7	235.3	200.0	108.7	93.13	52.00	25.90	21.92	11.30
1.85	953	602	473.3	326.0	280.7	222.7	189.3	105.7	90.6	51.27	25.35	21.58	11.23

Constant Power Discharge Data (25℃, W/cell)													
End Voltage (V/cell)	h												
	1	2	3	5	6	8	10	20	24	48	100	120	240
1.65	1975.3	1315.0	985.0	804.8	681.0	547.6	441.4	234.8	199.00	108.00	53.60	45.20	23.08
1.70	1914.0	1265.0	950.0	776.2	657.1	528.6	436.2	230.0	194.50	106.67	52.85	44.75	22.90
1.75	1880.0	1235.0	930.0	757.1	638.1	514.3	420.0	226.7	189.50	105.33	52.17	44.37	22.74
1.80	1830.0	1206.7	915.0	704.8	595.2	495.2	410.0	222.4	185.70	104.00	51.80	43.90	22.59
1.85	1763.1	1155.0	875.0	642.9	566.7	459.5	387.1	215.2	181.30	102.50	50.93	43.20	22.45

Rack Layout

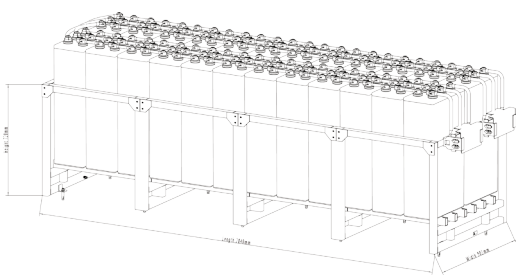

48V Standard Rack
Rack material: powder-coated steel
Height*width: 1*2
Ref. 16 OPzV 2000 Rack (approx. weight: 3900kg)

Performance Curve

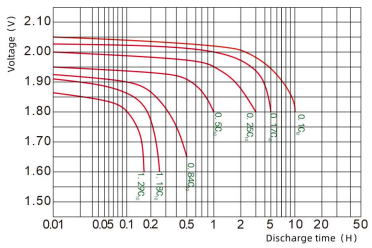

Discharge voltage vs. discharge time

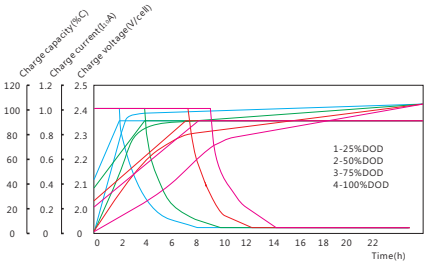

Charge vs. discharge depth

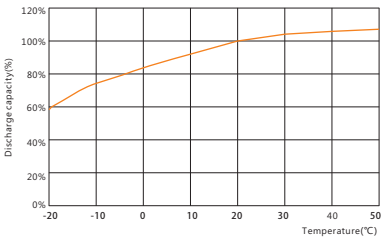

Capacity vs. temperature

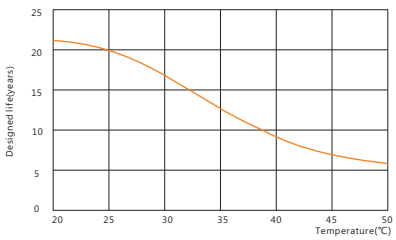

Design life vs. temperature

This information is generally descriptive only and is not intended to make or imply any representation, guarantee or warranty with respect to any cells and batteries. Cell and Battery designs/specification are subject to modification without notice. Contact YHI Power for latest information.

ISO9001 ISO14001 ISO18001 SA8000