

OPzV Series

NG2-300 2V300Ah



Neuton Power OPzV series are valve regulated lead-acid cells which use a combination of tubular positive plate woven gauntlets, pasted negative plate design and gel electrolyte using advanced filling techniques in production which assure superior service life and excellent battery reliability. The battery has excellent cyclic performance and charge acceptance ability. It can be used in high-low temperature environment and poor grid condition.



Benefits

- Very long life according to EUROBAT Classification
- 1500+ cycles at 80% DOD
- High rate discharge performance
- High gas recombination efficiency
- Maximum charge efficiency
- GEL state electrolyte prevents leakage and layering
- Low resistance PVC or PF micro-porous separator ensures low self-discharge rate
- Optional racking offers easy installation (vertical or horizontal)

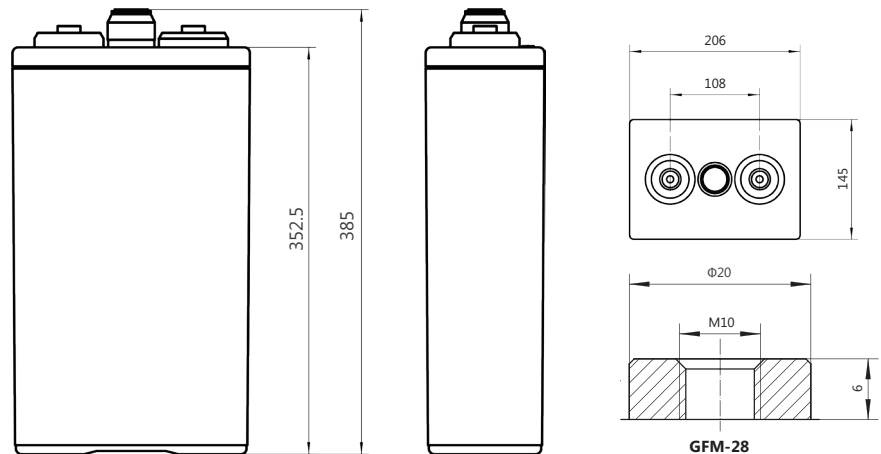
Applications

- Telecommunications
- Energy storage system
- Hybrid power system
- Power system
- UPS

Standards

- IEC 60896-21/22
- IEC 61427
- DIN 43539-T5
- DIN 40742
- EUROBAT guide

Drawing



Specifications

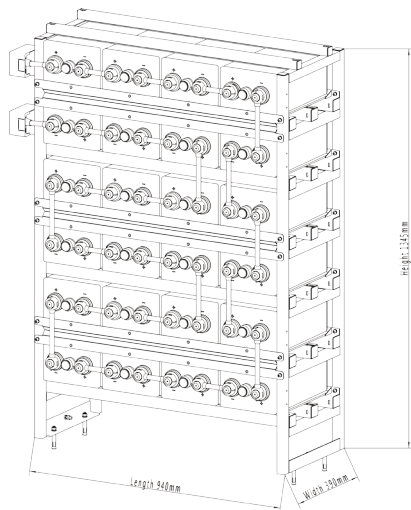
Battery Model	NG2-300			
Design Life (years, 25°C)	20			
Capacity (Ah, 25°C)	10HR (30A, 1.80V)	5HR (51A, 1.80V)	3HR (75A, 1.80V)	1HR (150A, 1.80V)
	300	255	225	150
Dimensions (mm)	Length	Width	Height	Total Height
	145	206	352.5	385
Approx. Weight (kg)	24.7			
Reference Internal Resistance (mΩ)	0.51 (fully charged @ 25°C)			
Maximum Discharge Current (A/3 Sec.)	1794			
Self-Discharge (25°C)	≤ 3% per month			
Charge Voltage (V/cell, 25°C)	Cycle use		Float use	
	2.35 (-3.5mV/°C/cell), max charge current: 60A		2.25 (-3.5mV/°C/cell)	
Short Circuit Current (A)	2999			

Discharge Data

Constant Current Discharge Data (25°C, A)													
End Voltage (V/cell)	h												
	1	2	3	5	6	8	10	20	24	48	100	120	240
1.65	173	113.0	88.3	60.8	51.5	39.8	33.9	17.7	14.96	8.10	4.20	3.56	1.82
1.70	165	107.0	83.6	57.5	48.6	38.2	32.7	17.3	14.56	7.99	4.16	3.53	1.80
1.75	158	101.0	79.2	54.5	46.8	36.7	31.5	16.8	14.23	7.89	4.12	3.50	1.78
1.80	150	95.4	75.0	51.0	43.6	35.3	30.0	16.3	13.97	7.80	4.07	3.46	1.76
1.85	143	90	71.0	48.9	42.1	33.4	28.4	15.9	13.6	7.69	4.00	3.41	1.73

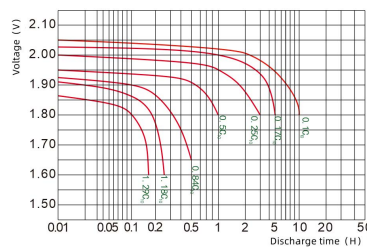
Constant Power Discharge Data (25°C, W/cell)													
End Voltage (V/cell)	h												
	1	2	3	5	6	8	10	20	24	48	100	120	240
1.65	315.0	197.3	147.8	120.0	102.5	79.7	69.2	34.9	29.90	16.54	8.65	7.48	3.67
1.70	300.0	189.8	142.5	114.8	98.0	78.5	67.8	33.5	29.20	16.44	8.52	7.40	3.63
1.75	291.0	185.3	139.5	111.0	93.0	76.3	65.0	32.8	28.50	16.30	8.45	7.33	3.59
1.80	279.0	180.0	137.3	103.0	89.5	72.3	62.7	31.9	27.90	16.23	8.38	7.25	3.55
1.85	270.0	173.3	131.3	97.5	84.3	68.0	57.2	30.7	27.20	16.03	8.29	7.13	3.51

Rack Layout

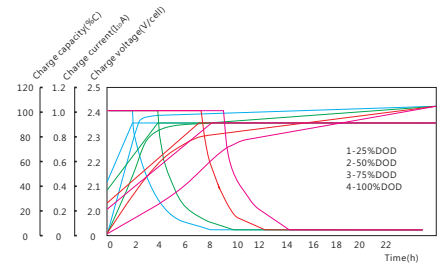


48V Standard Rack (Anti-seismic rack is optional)
 Rack material: powder-coated steel
 Height*width: 6*4/4*6 (optional)
 Ref. 6 OPzV 300 Rack (approx. weight: 685kg)

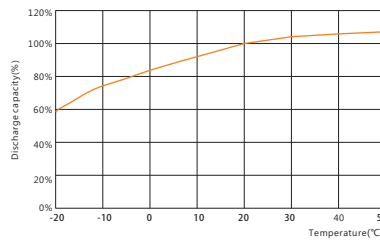
Performance Curve



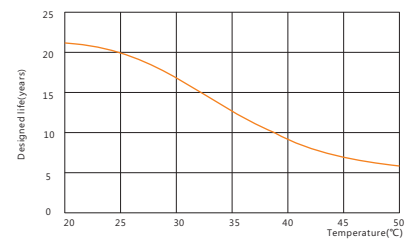
Discharge voltage vs. discharge time



Charge vs. discharge depth



Capacity vs. temperature



Design life vs. temperature

This information is generally descriptive only and is not intended to make or imply any representation, guarantee or warranty with respect to any cells and batteries. Cell and Battery designs/specification are subject to modification without notice. Contact YHI Power for latest information.

Distributor: YHI POWER PTY LTD

20-22 Venture Way, Braeside, VIC 3195

www.yhipower.com.au

